








# Ball Valves

October-18-13  
4:13 PM

Type		Material	Size	End Connection	Port	Seat	Operation Options	Firesafe Option
Forged 	2 Way	Brass	1/4" - 4"	Threaded, Solder	Reduced Port	PTFE	Lever	no
1 Piece 	2 Way	Stainless Steel	1/4" - 4"	Threaded	Reduced Port	RPTFE	Lever	no
2 Piece 	2 Way	Stainless steel	1/4" - 3"	Threaded	Full Port	RPTFE	Lever	no
2 Piece 	2 Way	Carbon steel, Stainless Steel	1/4" - 4"	Threaded	Full Port	RPTFE	Lever, Oval Handle	Yes
3 Piece 	2 Way	Carbon steel, Stainless Steel	1/4" - 4"	Threaded, Socket	Full Port	RPTFE	Lever, Electric or pneumatic actuator	Yes
3 Piece Sanitary 	2 Way	Stainless Steel	1/2" - 4"	Tri-Clamp	Full Port	PTFE		No
2 Piece 	2 Way	Carbon steel, Stainless Steel	1/2" - 24"	Flanged	Full Port	FPTFE	Lever, Electric or pneumatic actuator	Yes